

**SUMMARY REPORT OF DISBURSEMENTS**

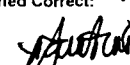
For the Quarter Ending December 31, 2013

Annex D

Department : DOST  
 Agency/Operating Unit : ICTO  
 Region/Province/City : Quezon City  
 Fund


PARTICULARS	CURRENT YEAR BUDGET				PRIOR YEAR'S BUDGET				PRIOR YEARS' OBLIGATIONS				SUB-TOTAL	TRUST LIABILITIES				Others	GRAND TOTAL			
	PS	MOOE	CO	TOTAL	PS	MOOE	CO	TOTAL	PS	MOOE	CO	TOTAL		PS	MOOE	CO	TOTAL		PS	MOOE	CO	TOTAL
(1)	(2)				(3)				(4)				(5)=2+3+4	(6)				(7)	(8)			
<b>FIRST QUARTER</b>																						
Notice of Cash Allocation	286,916,279.01	133,390,449.47		420,306,728.48		4,570,864.48	-	4,570,864.48	5,001,132.99	23,044,726.05	-	28,045,859.04	452,923,452.00					291,917,412.00	161,006,040.00	-	452,923,452.00	
MDS Checks Issued	248,297,241.81	12,638,742.44	#	260,935,984.25	-	4,570,864.48	-	4,570,864.48	5,001,132.99	23,044,726.05	-	28,045,859.04	293,552,707.77					253,298,374.80	40,254,332.97	-	293,552,707.77	
Advice to Debit Account																						
Tax Remittance Advices Issued	4,033,324.75	995,953.31	#	5,029,278.06	-	-	-	-	54,974.90	435,707.31	-	490,682.21	5,519,960.27					4,088,299.65	1,431,660.62	-	5,519,960.27	
Cash Disbursement Ceiling																						
Non-Cash Availment Authority																						
<b>TOTAL</b>	<b>34,585,712.45</b>	<b>119,755,753.72</b>	<b>#</b>	<b>154,341,466.17</b>	<b>-</b>	<b>-</b>	<b>-</b>	<b>-</b>	<b>(54,974.90)</b>	<b>(435,707.31)</b>	<b>-</b>	<b>(490,682.21)</b>	<b>153,850,783.95</b>	<b>-</b>	<b>-</b>	<b>-</b>	<b>-</b>	<b>34,530,737.55</b>	<b>119,320,046.41</b>	<b>-</b>	<b>153,850,783.96</b>	
<b>SECOND QUARTER</b>																						
Notice of Cash Allocation	308,245,634.64	31,557,158.26		339,802,792.90		6,373,229.54	-	6,373,229.54	1,060,537.36	935,727.20	-	1,996,264.56	348,172,287.00					309,306,172.00	38,866,115.00	-	348,172,287.00	
MDS Checks Issued	303,304,249.86	22,878,697.49	#	326,182,947.35	-	6,373,229.54	-	6,373,229.54	1,060,537.36	935,727.20	-	1,996,264.56	334,552,441.45					304,364,787.22	30,187,654.23	-	334,552,441.45	
Advice to Debit Account																						
Tax Remittance Advices Issued	4,969,843.48	1,544,777.59	#	6,514,621.07	-	-	-	-	138,308.14	9,125.84	-	147,433.98	6,662,055.05					5,108,151.62	1,553,903.43	-	6,662,055.05	
Cash Disbursement Ceiling																						
Non-Cash Availment Authority																						
<b>TOTAL</b>	<b>(28,458.70)</b>	<b>7,133,683.18</b>	<b>#</b>	<b>7,105,224.48</b>	<b>-</b>	<b>-</b>	<b>-</b>	<b>-</b>	<b>(138,308.14)</b>	<b>(9,125.84)</b>	<b>-</b>	<b>(147,433.98)</b>	<b>6,957,790.50</b>	<b>-</b>	<b>-</b>	<b>-</b>	<b>-</b>	<b>(166,766.84)</b>	<b>7,124,557.34</b>	<b>-</b>	<b>6,957,790.50</b>	
<b>THIRD QUARTER</b>																						
Notice of Cash Allocation	247,239,528.16	139,931,569.67		387,171,097.83		9,947,713.92	-	9,947,713.92	44,781.84	79,661	-	124,443.25	397,243,255.00					247,284,310.00	149,958,945.00	-	397,243,255.00	
MDS Checks Issued	203,398,259.16	162,352,643.08	#	365,750,902.22	-	9,947,713.92	-	9,947,713.92	44,781.84	79,661.41	-	124,443.25	375,823,059.39					203,443,041.00	172,380,018.39	-	375,823,059.39	
Advice to Debit Account																						
Tax Remittance Advices Issued	2,478,426.66	3,606,474.66	#	6,084,901.32	-	-	-	-	1,604.49	5,259.32	-	6,863.81	6,089,765.13					2,478,031.15	3,611,733.98	-	6,089,765.13	
Cash Disbursement Ceiling																						
Non-Cash Availment Authority																						
<b>TOTAL</b>	<b>41,364,842.34</b>	<b>(26,027,548.05)</b>	<b>#</b>	<b>15,337,294.29</b>	<b>-</b>	<b>-</b>	<b>-</b>	<b>-</b>	<b>(1,604.49)</b>	<b>(5,259.32)</b>	<b>-</b>	<b>(6,863.81)</b>	<b>15,330,430.48</b>	<b>-</b>	<b>-</b>	<b>-</b>	<b>-</b>	<b>41,363,237.85</b>	<b>(26,032,807.37)</b>	<b>-</b>	<b>15,330,430.48</b>	
<b>FOURTH QUARTER</b>																						
Notice of Cash Allocation	1,531,576,030.00	53,751,870.85		1,585,327,900.85		11,510,922.15	-	11,510,922.15	-	-	-	-	1,596,838,823.00					1,531,576,030.00	65,262,793.00	-	1,596,838,823.00	
MDS Checks Issued	1,534,841,534.35	53,708,203.16		1,588,549,737.51	-	11,510,922.15	-	11,510,922.15	-	-	-	-	1,600,060,659.66					1,534,841,534.35	65,219,125.31	-	1,600,060,659.66	
Advice to Debit Account																						
Tax Remittance Advices Issued	2,939,345.70	3,612,613.20		6,551,958.90	-	-	-	-	-	-	-	-	6,551,958.90					2,939,345.70	3,612,613.20	-	6,551,958.90	
Cash Disbursement Ceiling																						
Non-Cash Availment Authority																						
<b>TOTAL</b>	<b>(6,204,850.05)</b>	<b>(3,568,945.51)</b>	<b>#</b>	<b>(9,773,795.56)</b>	<b>-</b>	<b>-</b>	<b>-</b>	<b>-</b>	<b>-</b>	<b>-</b>	<b>-</b>	<b>-</b>	<b>(9,773,795.56)</b>	<b>-</b>	<b>-</b>	<b>-</b>	<b>-</b>	<b>(6,204,850.05)</b>	<b>(3,568,945.51)</b>	<b>-</b>	<b>(9,773,795.56)</b>	
<b>GRAND TOTAL</b>	<b>69,717,246.04</b>	<b>97,292,943.34</b>	<b>#</b>	<b>167,010,189.38</b>	<b>-</b>	<b>-</b>	<b>-</b>	<b>-</b>	<b>(194,887.53)</b>	<b>(450,092.47)</b>	<b>-</b>	<b>(644,980.00)</b>	<b>166,365,209.38</b>	<b>-</b>	<b>-</b>	<b>-</b>	<b>-</b>	<b>69,522,358.51</b>	<b>96,842,850.87</b>	<b>-</b>	<b>166,365,209.38</b>	

Certified Correct:

  
 Wilhelmina G. Lambino  
 Budget Officer


Date: \_\_\_\_\_

Certified Correct:

  
 Manuel C. Satuito  
 Accounting Sub-unit head

Date: \_\_\_\_\_

Approved By:

  
 Louis Napoleon C. Casambre  
 Executive Director

Date: \_\_\_\_\_